



RHYTHM OF
YOUR HEART

Introduction

Radio Shoma 93.4 is the UAE's one and only Farsi music station playing the latest Farsi hits from around the world. Broadcasting to the Farsi speakers in the UAE, Radio Shoma 93.4 now serves as the number one music and entertainment source for this audience across the country.

The station is truly multi-platform, broadcasting through online streaming, dedicated iPhone and leading smartphone apps, **engaging with listeners through social media** to ensure that the station is part of the daily lives of listeners wherever they are. Radio Shoma 93.4 plays a variety of music appealing to a wide range of listeners of all ages. **Living in newer neighbourhoods, as well as across Dubai and the other Emirates, the Farsi community in the UAE is family-oriented, has an entrepreneurial mindset and is digitally savvy.** Therefore, Radio Shoma 93.4 aims to bring all Farsi speakers closer together to make the most of their lifestyle in the UAE.





Sobh-E-Shoma Baa Hannan Weekdays, 7am - 10am

Start your day with positive energy, exciting competitions and awesome prizes. Get your surprise call from Hannan wishing you a fabulous Birthday or when you win a prize. Update your knowledge about the world of movies in Shomawood. Don't miss Saghar Yasami and her updates on most important and relevant events happening.



Cafe Shoma Weekdays, 1pm - 4pm

Listen to "Cafe Shoma" the only midday show on Radio Shoma , weekdays from 1- 4 pm during the School run and coming back from work to get a chance to listen to your favorite music and a glimpse of the latest news and upcoming events in Dubai.



Energy Shoma Weekdays, 5pm - 8pm

Recharge your energy with exciting competitions and prizes, challenge of the day, word of the day, poetry battles, sport updates of the day, and energetic music playlist.

Shows



Insights - Radio

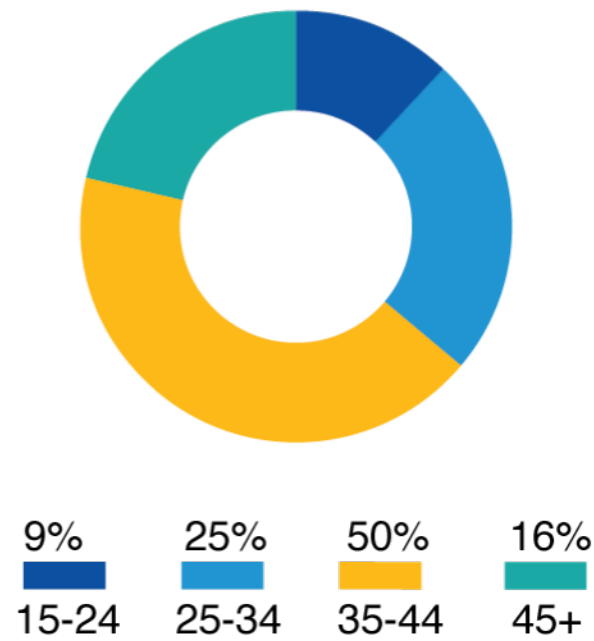
The #1 choice for the Farsi speaking community in the UAE

*DAILY REACH
110,239

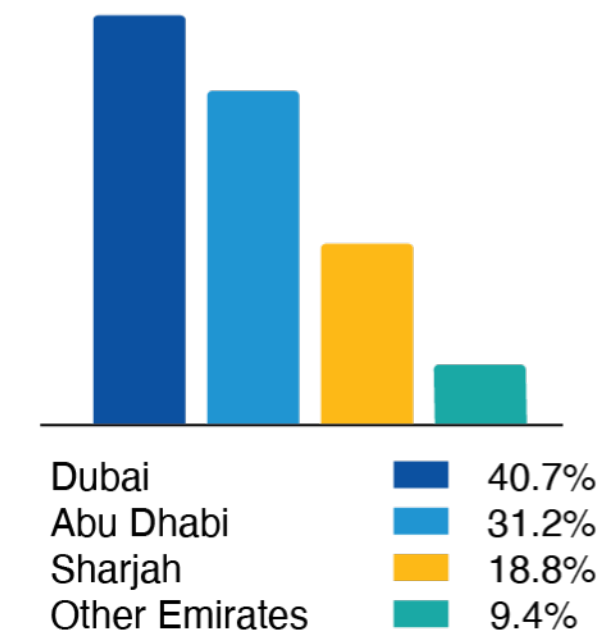
*TIME SPENT LISTENING
39 MIN DAILY

TARGETING
25-45 YEAR OLDS

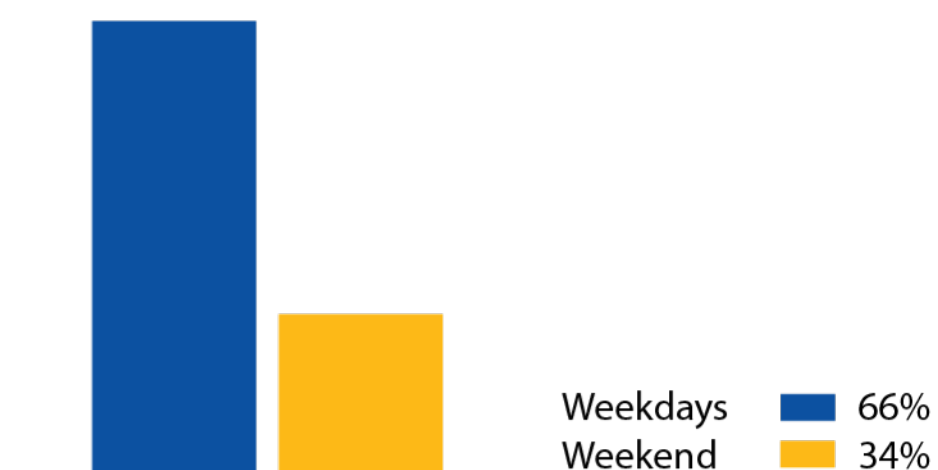
*AGE



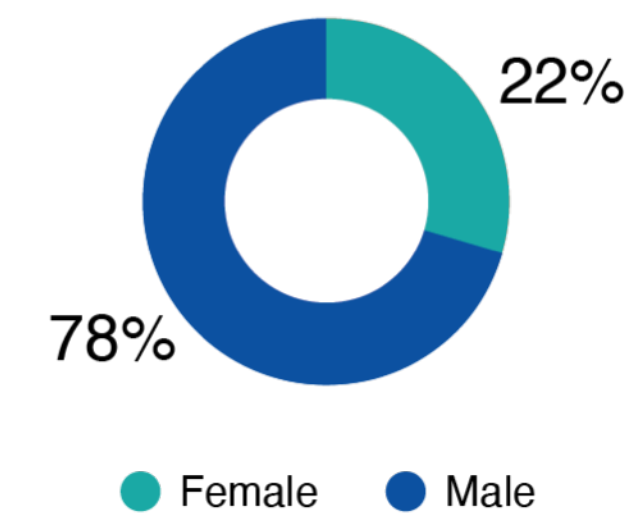
*REGIONS



*DAY OF WEEK LISTENERSHIP




*GENDER



MONTHLY AVG INSTA IMPRESSIONS - 925K

Case Study No.1




2,196
Post Reach

3,123
Post Impressions

96
Post Engagement

Campaign :
Big Picnic

Case Study No. 2



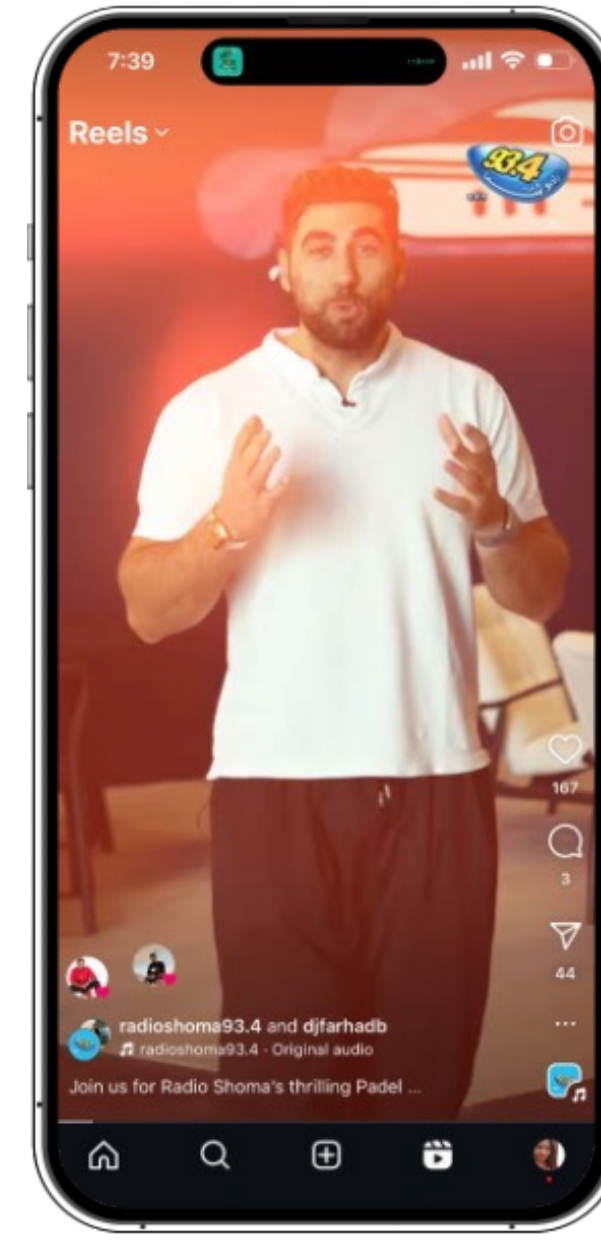
2,942
Post Reach

4,695
Post Impressions

115
Post Engagement

Client :
Office Escape

Case Study No. 3



4,607
Post Reach

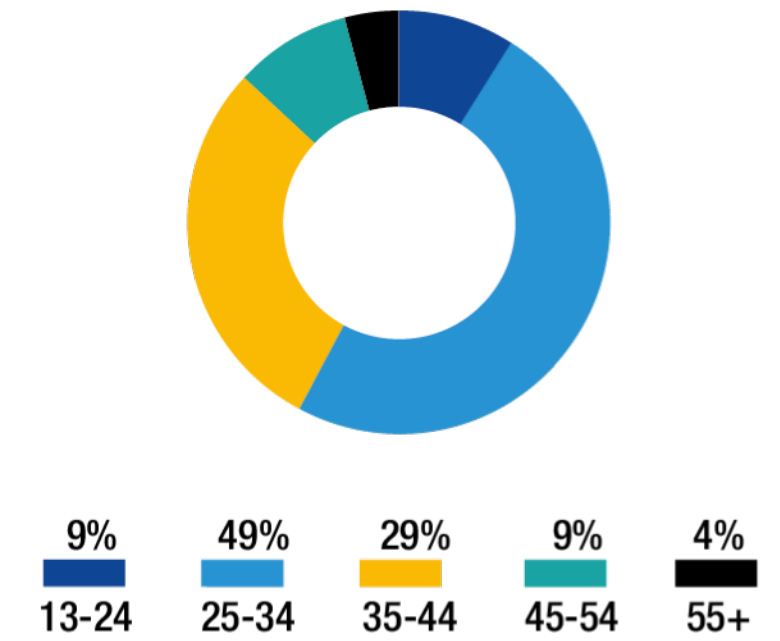
7,212
Post Impressions

226
Post Engagement

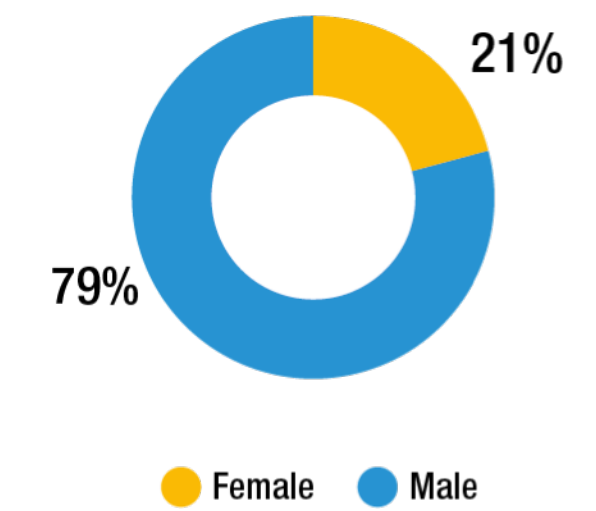
Campaign :
Paddle Town

Insights - Social Media

*AGE



*GENDER



SOCIAL MEDIA FOLLOWERS - 72,634

